

# Product Catalog



Quality you can trust!



Welding Wires



Mounted Bearings



Roller Chains



Precision Balls



Ball Bearings





Welcome to PGN Bearings! Located in the heart of Miami, FL, where we've specialized in providing high-quality industrial parts since 2016. Our extensive inventory features a wide variety of products such as bearings, welding wires, roller chains, pillow blocks and more.

Our parts are suitable for use in a variety of industries including manufacturing, construction, transportation, machinery and many others. We understand the importance of reliable machinery and equipment for businesses of all kinds, which is why we're committed to sourcing and supplying only the best quality parts!

Whether you're in need of replacement parts for your existing project or you're building something from scratch, we have the expertise and selection to meet your needs.

Check out our different categories and products. We have Ball bearings, Pillow block bearings, Precision ball bearings, Roller chains and Welding Wires.





## BALL BEARINGS

Discover the exceptional range of ball bearings available at PGN Bearings! Our collection of ball bearings is crafted with the utmost care and precision to deliver superior performance and reliability. At PGN, we take pride in offering a wide variety of bearings, including deep groove ball bearings and angular contact ball bearings.



## BALL BEARINGS

600 Series	Type	Clearance	In. diameter	Out. diameter	Width	RPM	Dynamic load	Static load
608	2RS / ZZ / Open	C3	8 mm	22 mm	7 mm	34,000	745 lbs	305 lbs
6000 Series	Type	Clearance	In. diameter	Out. diameter	Width	RPM	Dynamic load	Static load
6000	2RS / ZZ	C3	10 mm	26 mm	8 mm	22,000	1,025 lbs	445 lbs
6001	2RS / ZZ	C3	12 mm	28 mm	8 mm	27,000	1,150 lbs	540 lbs
6002	2RS / ZZ	C3	15 mm	32 mm	9 mm	23,000	1,260 lbs	670 lbs
6003	2RS / ZZ	C3	17 mm	35 mm	10 mm	21,000	1,550 lbs	770 lbs
6004	2RS / ZZ	C3	20 mm	42 mm	12 mm	21,000	2,115 lbs	1,125 lbs
6005	2RS / ZZ	C3	25 mm	47 mm	12 mm	15,000	2,270 lbs	1,315 lbs
6006	2RS / ZZ	C3	30 mm	55 mm	13 mm	13,000	2,970 lbs	1,865 lbs
6007	2RS / ZZ	C3	35 mm	62 mm	14 mm	11,000	3,600 lbs	2,315 lbs





## BALL BEARINGS

6000 Series	Type	Clearance	In. diameter	Out. diameter	Width	RPM	Dynamic load	Static load
6008	2RS	C3	40 mm	68 mm	15 mm	8,000	3,775 lbs	2,585 lbs
6009	2RS	C3	45 mm	75 mm	16 mm	8,000	4,721 lbs	3,417 lbs
6010	2RS	C3	50 mm	80 mm	16 mm	7,200	4,901 lbs	3,732 lbs
6011	2RS	C3	55 mm	90 mm	18 mm	7,000	6,362 lbs	4,788 lbs
6012	2RS	C3	60 mm	95 mm	18 mm	6,600	6,632 lbs	5,215 lbs
6200 Series	Type	Clearance	In. diameter	Out. diameter	Width	RPM	Dynamic load	Static load
6200	2RS / ZZ	C3	10 mm	30 mm	9 mm	24,000	1,150 lbs	540 lbs
6201	2RS / ZZ	C3	12 mm	32 mm	10 mm	22,000	1,530 lbs	685 lbs
6202	2RS / ZZ	C3	15 mm	35 mm	11 mm	23,000	1,720 lbs	845 lbs
6203	2RS / ZZ	C3	17 mm	40 mm	12 mm	20,000	2,150 lbs	1,110 lbs
6204	2RS / ZZ	C3	20 mm	47 mm	14 mm	17,000	2,880 lbs	1,485 lbs
6205	2RS / ZZ	C3	25 mm	52 mm	15 mm	13,000	3,150 lbs	1,775 lbs
6206	2RS / ZZ	C3	30 mm	62 mm	16 mm	11,000	4,385 lbs	2,540 lbs
6207	2RS / ZZ	C3	35 mm	72 mm	17 mm	9,000	5,780 lbs	3,440 lbs
6208	2RS	C3	40 mm	80 mm	18 mm	7,000	6,542 lbs	4,024 lbs
6209	2RS	C3	45 mm	85 mm	18 mm	7,000	7,306 lbs	4,608 lbs
6210	2RS	C3	50 mm	90 mm	20 mm	6,000	7,868 lbs	5,215 lbs
6211	2RS	C3	55 mm	100 mm	21 mm	4,000	9,779 lbs	6,587 lbs
6212	2RS	C3	60 mm	110 mm	22 mm	4,000	11,802 lbs	8,093 lbs
6300 Series	Type	Clearance	In. diameter	Out. diameter	Width	RPM	Dynamic load	Static load
6301	2RS	C3	12 mm	37 mm	12 mm	20,000	2,200 lbs	995 lbs
6302	2RS	C3	15 mm	42 mm	13 mm	17,000	2,560 lbs	1,250 lbs
6303	2RS	C3	17 mm	47 mm	14 mm	15,000	3,060 lbs	1,475 lbs
6304	2RS	C3	20 mm	52 mm	15 mm	14,000	3,575 lbs	1,775 lbs





## BALL BEARINGS

6300 Series	Type	Clearance	In. diameter	Out. diameter	Width	RPM	Dynamic load	Static load
6305	2RS	C3	25 mm	62 mm	17 mm	9,100	5,305 lbs	2,720 lbs
6306	2RS	C3	30 mm	72 mm	19 mm	8,800	6,002 lbs	3,372 lbs
6307	2RS	C3	35 mm	80 mm	21 mm	8,500	9,248 lbs	5,091 lbs
R Series	Type	Clearance	In. diameter	Out. diameter	Width	RPM	Dynamic load	Static load
R4	2RS / ZZ	C3	1/4"	5/8"	0.196"	38,000	335 lbs	140 lbs
R6	2RS / ZZ	C3	3/8"	7/8"	9/32"	32,000	760 lbs	325 lbs
R8	2RS / ZZ	C3	1/2"	1-1/8"	5/16"	27,000	880 lbs	505 lbs
R10	2RS / ZZ	C3	5/8"	1-3/8"	0.3438"	21,000	1,035 lbs	625 lbs
R12	2RS / ZZ	C3	3/4"	1-5/8"	7/16"	17,000	1,630 lbs	1,000 lbs
R14	2RS	C3	7/8"	1-7/8"	1/2"	14,000	1,740 lbs	1,110 lbs
R16	2RS	C3	1"	2"	1/2"	13,000	1,850 lbs	1,220 lbs
RM Series	Type	Clearance	In. diameter	Out. diameter	Width	RPM	Dynamic load	Static load
RM2 V Groove Roller	2RS	C3	3/8"	1,20"	0.437"	6,500	1,860 lbs	595 lbs
6003 Flanged	Type	Clearance	In. diameter	Out. diameter	Width	RPM	Dynamic load	Static load
6003	2RS	C3	3/4"	1-3/8"	7/16"	21,000	1,550 lbs	900 lbs
6202 Flanged	Type	Clearance	In. diameter	Out. diameter	Width	RPM	Dynamic load	Static load
6202	2RS	C3	5/8"	1-3/8"	7/16"	23,000	1,720 lbs	1,000 lbs
99502H Series	Type	Clearance	In. diameter	Out. diameter	Width	RPM	Dynamic load	Static load
99502H	2RS	C3	5/8"	1-3/8"	0.433"	20,000	1,550 lbs	830 lbs
99502HNR Series	Type	Clearance	In. diameter	Out. diameter	Width	RPM	Dynamic load	Static load
99502HNR	2RS	C3	5/8"	1-3/8"	0.433"	20,000	1,550 lbs	830 lbs





## GARAGE DOOR ROLLERS

4" Stem	Track	Life Cycle	Bearing type	Bearing material	Roller material	Colors Available
No cap	Fits 2"	200,00	6200-2RS	Chrome steel	Reinforced Nylon & Steel	White / Black / Blue
With cap	Fits 2"	200,00	6200-2RS	Chrome steel	Reinforced Nylon & Steel	White / Black / Blue

7" Stem	Track	Cycle	Bearing type	Bearing material	Roller material	Colors Available
No cap	Fits 2"	200,00	6200-2RS	Chrome steel	Reinforced Nylon & Steel	White / Black / Blue

## TRAILER KITS

Model	Bore	Out. diameter	Width	Dynamic load	Static load	Grease RPM	Oil RPM
L44649	1"	1,980"	0.56"	7,200 lbs	6,100 lbs	7,800	10,000
L44643	1"	1,980"	0.56"	7,200 lbs	6,100 lbs	7,800	10,000





## INSERT BEARINGS

Our Insert Bearings, crafted from premium chrome steel, ensures exceptional strength and enduring performance, making it perfect for any machinery requiring robust support. With impressive RPMs capability, our bearings are engineered to handle substantial loads effortlessly. They offer enhanced protection and dramatically reduces wear, thereby lowering maintenance needs and prolonging the bearing's service life. They adapt seamlessly to a multitude of standard appliances, tools, and machinery, ensuring easy installation without the need for intricate instructions.



## INSERT BEARINGS

SER SERIES	Bore Size	Static Load Rating	Dynamic Load Rating	RPM
SER201-8	1/2"	1,075 Lbs	1,652 Lbs	5,800
SER202-10	5/8"	1,075 Lbs	1,652 Lbs	5,800
SER204-12	3/4"	1,495 Lbs	2,221 Lbs	5,800
SER205-16	1"	1,771 Lbs	2,428 Lbs	5,100
SER206-20	1-1/4"	2,518 Lbs	3,372 Lbs	4,300
SER207-23	1-7/16"	3,439 Lbs	5,777 Lbs	4,500
SER208-24	1-1/2"	4,091 Lbs	5,125 Lbs	3,300
SER209-28	1-3/4"	4,676 Lbs	5,508 Lbs	3,100
SER210-32	2"	5,215 Lbs	6,070 Lbs	2,800
SER211-32	2"	6,564 Lbs	7,531 Lbs	2,500
SER212-38	2-3/8"	7,373 Lbs	8,273 Lbs	2,300
SER215-48	3"	11,128 Lbs	11,420 Lbs	2,000





## MOUNTED BEARINGS

Our collection of mounted bearings includes a wide variety of sizes and styles to suit your specific needs, whether you require standard duty, heavy-duty, or stainless steel mounted bearings. Each mounted bearing in our collection is crafted from premium materials and engineered to deliver unparalleled durability, strength, and reliability.



## MOUNTED BEARINGS

UCF200	Bore Size	Static Load Rating	Dynamic Load Rating	RPM
UCF201-8	1/2"	1,075 Lbs	1,652 Lbs	5,800
UCF202-10	5/8"	1,075 Lbs	1,652 Lbs	5,800
UCF204-12	3/4"	1,495 Lbs	2,221 Lbs	5,800
UCF205-16	1"	1,771 Lbs	2,428 Lbs	5,100
UCF206-20	1-1/4"	2,518 Lbs	3,372 Lbs	4,300
UCF208-24	1-1/2"	4,091 Lbs	5,125 Lbs	3,300
UCF209-28	1-3/4"	4,676 Lbs	5,508 Lbs	3,100
UCF210-32	2"	5,215 Lbs	6,070 Lbs	2,800
UCF211-32	2"	6,564 Lbs	7,531 Lbs	2,500
UCF212-39	2-7/16"	7,373 Lbs	8,273 Lbs	2,300
UCF213-40	2-1/2"	8,992 Lbs	9,981 Lbs	2,200
UCF215-47	2-15/16"	11,128 Lbs	11,420 Lbs	2,000







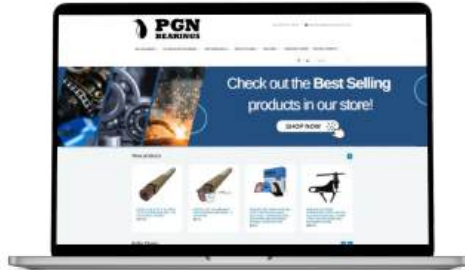
## MOUNTED BEARINGS

UCFL200	Bore Size	Static Load Rating	Dynamic Load Rating	RPM
UCFL201-8	1/2"	1,075 Lbs	1,652 Lbs	5,800
UCFL202-10	5/8"	1,075 Lbs	1,652 Lbs	5,800
UCFL204-12	3/4"	1,495 Lbs	2,221 Lbs	5,800
UCFL205-16	1"	1,771 Lbs	2,428 Lbs	5,100
UCFL206-20	1-1/4"	2,518 Lbs	3,372 Lbs	4,300
UCFL208-24	1-1/2"	4,091 Lbs	5,125 Lbs	3,300
UCP200	Bore Size	Static Load Rating	Dynamic Load Rating	RPM
UCP201-8	1/2"	1,075 Lbs	1,652 Lbs	5,800
UCP202-10	5/8"	1,075 Lbs	1,652 Lbs	5,800
UCP204-12	3/4"	1,495 Lbs	2,221 Lbs	5,800
UCP205-16	1"	1,771 Lbs	2,428 Lbs	5,100
UCP206-20	1-1/4"	2,518 Lbs	3,372 Lbs	4,300
UCP208-24	1-1/2"	4,091 Lbs	5,125 Lbs	3,300
UCP209-28	1-3/4"	4,676 Lbs	5,508 Lbs	3,100
UCP210-32	2"	5,215 Lbs	6,070 Lbs	2,800
UCP211-32	2"	6,564 Lbs	7,531 Lbs	2,500
UCP212-38	2-3/8"	7,373 Lbs	8,273 Lbs	2,300
UCP213-40	2-1/2"	8,992 Lbs	9,891 Lbs	2,200
UCP215-48	3"	11,128 Lbs	11,420 Lbs	2,000







**VISIT OUR STORE AND CHECK OUT ALL OUR PRODUCTS:**



<https://pgnbearings.com/>

 (305) 515 - 4052

 [sales@pgnbearings.com](mailto:sales@pgnbearings.com)

 PGN International Group LLC  
14475 NW 60TH Avenue  
Miami Lakes - 33014

